

Coastal Camera Club

Presents

Peek Under the Tent

2021 – 2022

August 11, 2021



AGENDA

Introduction - Maury Kahn

A Season of Photography & Education - Joanne
Tramposch

Competition Rules, Systems, etc – Deb Payette

Nature Category/Competition Rules – Ken Arni

Special Interest Groups (SIGs) - John Whitmore

Print Studio – Paul Hammesfahr

Virtual Photo Beach Bash – Joanne Tramposch

Amazon Smile & Logo Motive Apparel

Q&A

Closing Remarks



Delaware Division of the Arts

- We have received a \$1000 grant from the DDOA for our 2021-2022 club season
- A special thank you to Leslie Sinclair for her time and dedication in writing the grant application year after year.
- A special thank you to Joanne Tramosch for keeping all the 2020-2021 data and feedback which supported Leslie with the application.

2020-2021 Program Meeting Review

- Held 14 Program meetings – 80% increase
 - Averaged 60 attendees per meeting
- 375 of 402 survey respondents learned something to advance their photography skills
- 95.7% rated presentations 7 – 10 on a scale of 1-10
 - 94.6% rated presenters 7 – 10 on a scale of 1-10
- A BIG THANK YOU to all who responded to the surveys



Speakers for 2021-2022



A Season of Photography Education and Inspiration

This program is supported, in part, by a grant from the [Delaware Division of the Arts](#), a state agency, in partnership with [the National Endowment for the Arts](#). The Division promotes Delaware arts events on [DelawareScene.com](#)

Program Meeting Dates 2021-2022

September 8

September 15*

October 13

November 3**

November 10

December 8

January 12

February 9

March 9

April 13

- * Denotes 3rd Wednesday of the Month
- ** Denotes 1st Wednesday of the Month



Meeting Logistics


- All meetings as of today will be held via Zoom
- Zoom calls will open at 5:30pm for open discussion & training sessions (if scheduled), club business will start at 6:15pm and presentations will begin at 6:30pm
- All Program meetings will be listed on CCC calendar
- An eBlast will be sent out 1 month prior to each program meeting with a registration link to obtain the zoom link
- The registration links will also be posted on the CCC member's page.



Meeting Logistics con't

- A reminder will be sent out the week prior to the meeting
- All registration links will be posted on the members only page of the CCC website
- Reports will be generated with registrants emails for surveys using Google Forms
- Recording of some presentations for future viewing and stored on Vimeo






William Barnett - September 8, 2021

Infrared CT

In this program, Bill will explore what infrared (actually near-infrared) radiation is and how it renders photographs of the world. The images shown in this program are the result of an extended personal project where images across Connecticut were captured using a series of filters





Jerry AmEnde - September 15, 2021

Tutorial on the Topaz DeNoise AI & Sharpen Filters

Jerry will share his procedure using a few of his images using
Lightroom > Photoshop>Topaz Filters





Lisa Langell - October 13, 2021

Tamron and FotoPro Ambassador

The Power of Contrast

Lisa will teach us special Contrast techniques that can be accomplished in the field as well as during post-processing that will truly amaze you





Deanne Fitzmaurice - November 3, 2021

Pulitzer Prize winning photographer
Represented by Nat Geo Image Collection and Novus Select

The Storyteller's Creative Journey

Deanne will take us on a journey from her early days as a staff photojournalist at the San Francisco Chronicle to her work today as a Visual Storyteller. She'll share lessons learned and pivot points learned.





Rad Drew – November 10, 2021


The Magic of SnapSeed

SnapSeed is one of the most powerful apps for processing images on mobile devices and it fits in the palm of your hand! Photographer, Rad A. Drew, will share tips and tricks that you can use to edit and stylize your images using SnapSeed on your mobile phone

Install SnapSeed for the iPhone at the App Store

Install SnapSeed for the Android at the Play Store





John Barclay - December 8, 2021

Through the Lens of Love

How does the love of his subjects influence his photography?
Photograph what makes your heart sing!

In this presentation, John will share stories and thoughts from a 20 year journey to where he now looks through the lens of love!






Ray Hennessy - January 12, 2022

Creative Bird Photography

What makes an artistic bird photo different then just a standard documentary bird portrait? Ray will be discussing and showing all the methods he uses such as light, space, bokeh, getting close, capturing action and using hides to create unique bird photos that are a joy to look at.

Ray be sharing nearly 200 photographs during this presentation. Be ready for a wide variety of unique and different bird photos





Jerry AmEnde - April 13, 2022

What Makes A Great Wildlife Photo

Description to Follow



Program Meetings yet TBD

March 9, 2022

February 9, 2022



Please view the CCC website for a more in depth description of each presentation and speaker and for any additional scheduled Program meetings



Member Participation

- Interest in presenting a trip which you have taken?
 - Photos, gear, logistics, experience
- Pre-Program Meeting Training
 - Interested in offering a 30 minute segment? On what?
 - What are you interested in hearing about from others?

Pre Program Training Session Suggestions

- Matting and framing for photography shows
- Tripods and heads
- How to clean your camera sensor
- Backing up your photos
- Software programs and which is better for what?
- Camera basics – ISO, aperture, shutter, white balance
Depth of field, etc

Post Processing Software Training Series

- Training sessions were offered during our 2020-2021 season
- All sessions were recorded on Vimeo and available via the CCC website
 - Additional training requested? – Create a SIG?

Presented by Maury Kahn



COMPETITION

Presented by Deb Payette



Competition Dates

September 22nd Digital Zoom

October 27th Digital Zoom

November 17th Digital Zoom

December 15th Digital Zoom

January 8th Print in Person, St. Peters Church (Saturday)*

January 26th Digital Zoom

February 23rd Digital Zoom

March 23th Digital Zoom

April 9th Print in Person, St. Peters Church (Saturday)*

April 27th Digital Zoom

Join us at 6:00pm for informal social time. Competition will start at 6:30pm.

*Scores will not be included in the calculations of the Photographer of the Year Award.

- **There are five (5) Competition Categories available each month.**
- **Two images per competition**
- **Only one image per category per competition**
- **Longest side = 1440 pixels; 3mb size limit; sRGB color space; JPEGs**
- **Judges will assess how well an image fits the assigned category, not whether it fits the assigned category.**
- **Scoring range is 5, 5.5, 6, 6.5, 7, 7.5, 8, 8.5, and 9**
- **Scores**
 - **1st place = 22.5 pts**
 - **2nd place = 20 pts**
 - **3rd place = 18 pts**

Competition Categories

Open Color: The photograph is not monochromatic.

All elements need to be the photographer's own work.

HDR, stacking, stitched, and composite images are allowed.

Vignettes are allowed.

Borders/digital frames are not allowed except a thin white border may be added to separate the background of a dark image and the boundaries of an image from the black background of the competition software.

The final result must begin with an original image or series of images that were captured or made by the maker either digitally or on film.

Open Mono: The photograph is monochromatic: Limited to B&W, Sepia (colors of browns), or Cyanotype (bluish colors).

All elements need to be the photographer's own work.

HDR, stacking, stitched, and composite images are allowed.

Vignettes are allowed.

Borders/digital frames are not allowed except a thin white border may be added to separate the background of a dark image and the boundaries of an image from the black background of the competition software.

The final result must begin with an original image or series of images that were captured or made by the maker either digitally or on film.

Assigned Pictorial (Color or Monochromatic): An Assigned Pictorial image expresses the “TOPIC” of the month.

All elements need to be the photographer’s own work.

HDR, stacking, stitched, and composite images are allowed.

Vignettes are allowed.

Borders/digital frames are not allowed except a thin white border may be added to separate the background of a dark image and the boundaries of an image from the black background of the competition software.

The final result must begin with an original image or series of images that were captured or made by the maker either digitally or on film.

Assigned Digital Competition Topics 2021-2022

September The Color Orange

Orange is a blend of red and yellow. There are many shades of the color orange which can vary widely in hue and saturation.

October 20 Miles From Lewes

An image that is captured within approximately 20 miles, (in any direction) from the downtown area of Lewes.

November Slow Shutter Speed

Camera settings that capture the way movement appears in a photograph which results in an intentional blur of a moving object. It is a creative technique that introduces an element of blur to the image. A zoom burst and a pan are also slow shutter speed techniques. Many subjects such as birds, cars, and flowers can be blurred in creative ways with a slow shutter speed.

December Peace/ Peaceful

Usually considered a state of being marked by calm and lack of disturbance. Can refer to an internal state (peaceful feeling) or an external condition (a calm or a serene environment). A 'peaceful' image can be one which presents an environment of calm and tranquility, or that evoked a calming and tranquil response in the viewer.

January Print Comp Jumbled

A mixed or disordered heap or mess; mixed up in a confused or untidy way; thrown together without an order.

January Digital Comp Refrigerator Art

The refrigerator is an appliance or compartment which is artificially kept cool and used to store food and drink. Refrigerator art refers to any art composed of the contents of the refrigerator.

February Hands

The end part of a person's arm beyond the wrist, including the palm, fingers and thumb or the pointer on a clock indicating the passage of time. This is not a reference to helpers or farm workers.

March Window Panes

The glass inserts in wooden or metal window frames; not the fish or coconut or a reference to a plaid pattern.


April Print Comp Gesture

a movement of part of the body, especially a hand or the head, to express an idea or meaning;

A gesture is a movement of the hand, arms, or other body part that is intended to indicate or emphasize something, often when speaking. In other words, gestures are body movements that express something. For example, a wave of the hand is a common gesture used to say hello to someone.

April Digital Comp Rainy Day

Happening on a day that is wet, showery, drizzly, or damp.



Kitchen Sink: This category begins with an original image that was captured or made by the maker either digitally or on film.

No other limitations.

Nature Category

2021-2022

Nature Photography
Competition Rules Presentation
By Ken Arni



Special Interest Group (SIG) Introduction

PRESENTED BY JOHN WHITMORE



What are Special Interest Groups (SIGs)

- Created to meet the diverse interests of club members
- Special Interest Groups focus on a particular subject
- Size from 6 to unlimited number of members
- In time of Covid-19 primarily meet online or outdoors
- SIG leaders determine meeting times and places
- Contact the SIG leader to join



COVID-19 SIG Meeting Guidelines

- **Meetings must follow the Governor's guidelines**
 - These change as situations on the ground change
 - It is up to each member and to the SIG leader to follow the current guidelines
 - For the up-to-date guidance go to: <https://coronavirus.delaware.gov/>



SIGs

- Night Sky Photography
- Wildlife Photography
- Event Photography
- Macro & Close-Up Photography
- Photography as Fine Art
- Expanded Vision
- Post-Processing
- What Makes a Winning Photograph
- Apprentice Judge Program



Night Sky

- Leaders: Linda Rosenbluth and John Whitmore
- Primary focus is learning and sharing images of the night sky
 - Milkyway,
 - Sunset/Sunrise
 - Celestial events
- Size is unlimited
- Outings occur based on celestial events and weather
- Educational meetings held online
- SIG Facebook page provides an opportunity to share images and get feedback



Wildlife Photography

- Leaders: Ken Arni and Ed Crawford
- Primary focus is helping members improve their wildlife photography skills
- Unlimited membership
- Monthly meeting offered at different wildlife rich sites
- SIG facebook page provides an opportunity to share images and get feedback



Event Photography

- Leader: Sam Markman
- Primary focus is to develop a cadre of photographers who have the basic skills necessary to successfully photograph events
- Unlimited membership
- Meetings focus on developing specific skills such as lighting, posing etc.
- Members volunteer for several annual events in the local area
- Meetings are held online, most events are on hold due to Covid-19
- SIG facebook page provides an opportunity to share images and get feedback



Macro & Close-Up Photography

- Leader: George Abbott
- Primary focus is learning and sharing close-up or macro images
- Unlimited size
- Meetings and/or field trips monthly
- Meetings and educational sessions provided online, via zoom or youtube
- SIG Facebook page provides an opportunity to share images and get feedback



Photography as Fine Art

- Leader: Leslie Sinclair
- Members of this group share the goal of deepening our understanding of fine art photography and developing our own individual artistic styles
- We share and critique each other's work
- We meet with professional Fine Art Photographers to learn from them
- We visit galleries and exhibitions to see the work of others
- Photography as a Fine Art virtual season kick off is scheduled for Thursday, August 26 at 10 a.m. If interested, email Leslie Sinclair at scubaslas@hotmail.com



Expanded Vision

- Leader: John Whitmore
- Primary focus is learning non-traditional photography techniques
 - Such as HDR, double exposure, focus stacking, etc.
- Members share shooting techniques and processing process
- Membership is open to others to apply
- Monthly online meetings focus on a different type of non-traditional photography
- SIG Facebook page provides an opportunity to share images and get feedback



Post-Processing

- Leader: Bob Bryer
- Primary focus is learning and sharing advanced Photoshop editing technique
- Membership limited to 6
- Monthly meetings are in person with members sharing their technique on a specific photograph
- This SIG currently on hiatus due to Covid-19

What Makes A Winning Image

- Leaders: Kathryn Harris and Deb Payette/Paul Hammesfar
- Primary focus is to help members evaluate and improve their own images
- Will review the elements of image analysis and then review a process in critiquing our own work
- There will be 2 separate groups:
 - SIG A is for intermediate and advanced for those interested in fine tuning their images and critique skills
 - SIG B is for less confident, new to competition; uncertain about competing and wanting to develop confidence as well as skill



What Makes a Winning Image

- Membership in each group is limited to 15 people
- Meetings will be held on Zoom
 - SIG A will meet the 2nd Friday of each month from 10-12
 - SIG B will meet the 2nd Wednesday of each month at 10 am
- SIG A will be led by Kathryn Harris
- SIG B will be led by Deb Payette/Paul Hammesfar



Apprentice Judge Program

- Leader: Kathryn Harris & Bill Wentzel
- Primary Focus is to train Club members in the skills of:
 - competition judging; competition scoring; and giving constructive feedback on images.
- This SIG is open to any interested Club member who wishes to learn these skills.
- Recommended that existing judges participate in this program to practice and refine their skills
- The SIG members practice scoring at the monthly Club Competition meetings
- Then meet the following Friday on Zoom to review the competition images and their scoring process



Print Studio

- Images Printed for CCC & RAL Members by Trained CCC Monitors
- By Appointment ONLY!
 - 10 am to 1 pm, 1/2 hr. each*
 - June through August: Tuesdays
 - September through May: Tuesdays & Saturdays
 - Request via: printstudio@coastalcameraclub.com
- CCC website describes how to prepare your image for printing (**Activities>Print Studio CCC & RAL**).



Print Studio

- Choice of Epson Archival Photo paper sizes:
 - Letter (**8.5 x 11**") glossy, semi-gloss, & matte
 - A3 (**11.7 x 16.5**") glossy
 - A3+ (**13 x 19**") glossy & matte
 - Maximum size (**17 x 22**") glossy, semi-gloss, & matte
- New (2019) Epson SureColor P800 Printer (9-color UltraChrome HD inks)
- "A photo that isn't printed is like a script that is never performed, or a musical composition that is never played." Mat Coker, Digital Photography School



CCC Presents “A Virtual Photo Beach Bash”

- Will be conducted via Zoom
- Working on securing speakers – Stay Tuned
 - Date: Tentatively late March 2022
- Registration will be required via Eventbrite




AMAZON SMILE

- Designate CCC as your Not For Profit Organization on your Amazon account
- Amazon will donate .05% of the cost of your purchase to the CCC
- The CCC doesn't know who has donated
- The CCC just gets direct deposit of funds.
- FY2021 so far \$54
- Annually average \$100



How to Participate

- Sign on to smile.amazon.com and enter your existing Amazon user name and password.
- In the upper left corner of the screen you will see:

- In the selection box enter “Coastal Cameral Club” (AmazonSmile presents a default organization but change that)



Coastal Camera Club Logos on Apparel



- Community Awareness
- Camera Club has paid for logo digitization
- Large Catalog of Apparel
- Will embroider your own items (approximately \$8.00)
- Reasonable Prices



Q & A

Closing Remarks

